CROSSOVER BRIDGES

FIRST THING'S FIRST

"HOW TO SELECT THE CORRECT BRIDGE!"

1 LADDER DIMENSIONS

Standing height is the approximate height that a person would stand while on the bridge. You will want to be sure that the user can stand comfortably on the platform without obstruction. We calculate this at 6 feet. But individual standing height may vary.

Overall height is VERY important. You want to be sure that your bridge will not be too tall to fit into your workspace. This includes being able to fit through any doors that you may need to move it through, or under any ceilings or fixtures that you may have.

Platform height is the measurement of the top step from the ground. It's important that this measurement is not too far above or below your desired working height.

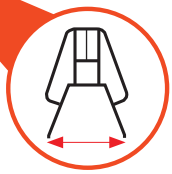

Overall length is the measurement between the floor-mounting brackets. This is dependent upon the height of the bridge. The taller the bridge, the longer the overall length. Lower climb angles also increase overall length.

2 PLATFORM DEPTH



Serrated (A3) Steel & Aluminum Models
Open step serrated surface.
For rugged applications.

Diamond Plate (A7)
Trustworthy grip, ideal for dry, indoor environments.

COLOR OPTIONS (steel only)

Cotterman® offers a variety of powder-coated colors to suit your needs. Choose from any of the following 11 colors.

GRAY	LIGHT GRAY	RED	BLACK	BLUE
ORANGE	BROWN	SAFETY YELLOW	GREEN	BEIGE	WHITE

CROSSOVER BRIDGES

4SCS24A3
(STEEL)

steel or aluminum

Crossover Bridges

Easy, convenient access over obstacles

COTTERMAN® CROSSOVER BRIDGES provide safe walkways over a variety of obstacles such as conveyors, machines, and pipes.

- 500 lb. load rating.
- 50° climb angle, with 8" step rise.
- 42" high guardrails.
- Stair sections have 24 1/8" wide x 7" deep steps. The top platform includes a 4" high toe board on each side.
- Legs have floor mounting plate with 5/8" diameter hole.
- Serrated or Diamond Plate steps.
- Ships unassembled.
- Gray powder coat finish is standard on steel models. Aluminum is a brightened, uniform finish.
- Crossover Bridges meet applicable OSHA and ANSI standards.



6SCA24A3
(WITH 24" PLATFORM)

MADE IN U.S.A.

LOAD RATING
500 LBS.

crossover bridges MODEL NUMBERS & MEASUREMENTS

NO. OF STEPS	PLATFORM HEIGHT	OVERALL HEIGHT	STANDING HEIGHT (approx.)	STEP WIDTH	BASE WIDTH	24" PLATFORM DEPTH					36" PLATFORM DEPTH				
						MODEL NUMBER	OVERALL LENGTH	CLEAR HT.	CLEAR WIDTH	SHP. WT. LBS.	MODEL NUMBER	OVERALL LENGTH	CLEAR HT.	CLEAR WIDTH	SHP. WT. LBS.
STEEL															
4 STEP	32"	74"	104"	24"	28⅝"	4SCS24A3	86"	30"	24⅞"	328	4SCS36A3	98"	30"	36⅝"	359
5 STEP	40"	82"	112"	24"	28⅝"	5SCS24A3	99"	38"	24⅞"	371	5SCS36A3	111"	38"	36⅝"	401
6 STEP	48"	90"	120"	24"	28⅝"	6SCS24A3	113"	46"	24⅞"	413	6SCS36A3	125"	46"	36⅝"	444
7 STEP	56"	98"	128"	24"	28⅝"	7SCS24A3	126"	54"	24⅞"	456	7SCS36A3	138"	54"	36⅝"	486
ALUMINUM															
4 STEP	32"	74"	104"	24"	28⅝"	4SCA24A3	86"	30"	24⅞"	158	4SCA36A3	98"	30"	36⅝"	170
5 STEP	40"	82"	112"	24"	28⅝"	5SCA24A3	99"	38"	24⅞"	175	5SCA36A3	111"	38"	36⅝"	188
6 STEP	48"	90"	120"	24"	28⅝"	6SCA24A3	113"	46"	24⅞"	193	6SCA36A3	125"	46"	36⅝"	205
7 STEP	56"	98"	128"	24"	28⅝"	7SCA24A3	126"	54"	24⅞"	210	7SCA36A3	138"	54"	36⅝"	222

NUMBER OF STEPS IS THE NUMBER OF STEPS ON EACH SIDE, INCLUDING PLATFORM.

CROSSOVER BRIDGES

SPACE SAVER Crossover Bridges

COTTERMAN® SPACE-SAVER CROSSOVER BRIDGES provide safe access over obstacles in areas with limited space due to a steeper climb angle.

- 500 lb. load rating.
- 70° climb angle, with 8" step rise.
- 42" Handrails, constructed of 1½" diameter round tube.
- Stair sections have 24⅛" wide x 4⅞" deep steps. The top platform includes a 4" high toe board on each side.
- Legs have floor mounting plate with 5/8" diameter hole.
- Serrated or Diamond Plate steps.
- Ships unassembled.
- Gray powder coat finish is standard on steel models. Aluminum is a brightened, uniform finish.
- Cal-OSHA requires customers to request a variance for specific application.

NOTE: Before erecting Space Saver Crossover Bridge, check federal, state and local codes.

Space-Saver Crossover Bridges MODEL NUMBERS & MEASUREMENTS

LOAD RATING 500 LBS.

NO. OF STEPS	PLATFORM HEIGHT	OVERALL HEIGHT	STANDING HEIGHT (approx.)	STEP WIDTH	BASE WIDTH	24" PLATFORM DEPTH					36" PLATFORM DEPTH				
						MODEL NUMBER	OVERALL LENGTH	CLEAR HT.	CLEAR LGTH.	WEIGHT LBS.	MODEL NUMBER	OVERALL LENGTH	CLEAR HT.	CLEAR LGTH.	WEIGHT LBS.
STEEL															
4 STEP	32"	74"	104"	24"	28⅝"	4SPS24A3	55"	30"	25 9/16"	245	4SPS36A3	67"	30"	37 9/16"	276
5 STEP	40"	82"	112"	24"	28⅝"	5SPS24A3	61"	38"	25 9/16"	273	5SPS36A3	73"	38"	37 9/16"	303
6 STEP	48"	90"	120"	24"	28⅝"	6SPS24A3	67"	46"	25 9/16"	300	6SPS36A3	78"	46"	37 9/16"	330
7 STEP	56"	98"	128"	24"	28⅝"	7SPS24A3	73"	54"	25 9/16"	327	7SPS36A3	84"	54"	37 9/16"	358
ALUMINUM															
4 STEP	32"	74"	104"	24"	28⅝"	4SPA24A3	55"	30"	25 9/16"	123	4SPA36A3	67"	30"	37 9/16"	135
5 STEP	40"	82"	112"	24"	28⅝"	5SPA24A3	61"	38"	25 9/16"	133	5SPA36A3	73"	38"	37 9/16"	145
6 STEP	48"	90"	120"	24"	28⅝"	6SPA24A3	67"	46"	25 9/16"	143	6SPA36A3	78"	46"	37 9/16"	155
7 STEP	56"	98"	128"	24"	28⅝"	7SPA24A3	73"	54"	25 9/16"	153	7SPA36A3	84"	54"	37 9/16"	165

MADE IN U.S.A.